

ESCAPE ROUTE SIGN & ESCAPE ROUTE ILLUMINATION ARRISLUX



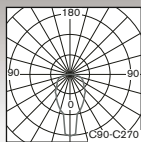
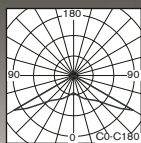
← → 22m

C.ARRISLUX2 / MULTIARRIS2-AT

2-in-1 Design




C.ARRISLUX2-A+1xLED / MULTIARRIS2-AT-A+1xLED



2-in-1 Design

Unique combination of all features: escape route sign and escape route & anti-panic illumination in one



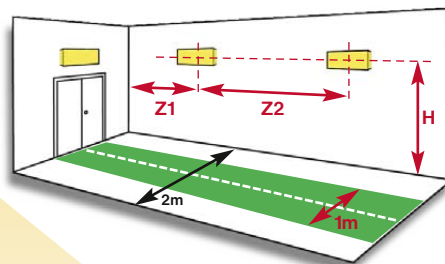
- Wall or ceiling mounted fixture in triangular shape for non-maintained/maintained (NM/M) or CBS (C) emergency lighting available in all following versions:
 - **AUTOTEST** (-AT),
 - **CENTRAL BATTERY** (C.ARRISLUX) for **non-addressable CBS** available also in 2 circuit version (1 circuit for picto illumination and another circuit for bottom HighPower LED if present - 2x230V version)
- Conforming to the requirement of EN60598-2-22, EN1838, EN62034
- Design:
 - Metal sheet base painted in RAL9003 colour
 - IMPACT resistant polycarbonate diffuser (the legend must be ordered as separate item)
- elegantné núdzové svietidlo "trojuholníkového" tvaru pre trvalé/netrvalé (NM/M) alebo (C) CBS centrálné napájané núdzové osvetlenie dostupné vo verziách pre:
 - **AUTOTEST** (-AT),
 - **CENTRAL BATTERY** (C.ARRISLUX) pre **neadresovateľné CBS**
- spĺňa požiadavky európskej normy EN 60598-2-22, EN1838, EN62034
- konštrukcia:
 - základňa z ocelového plechu v bielej farbe RAL9003
 - nerozbitný polykarbonátový svetelno-činný (piktogram musí byť objednaný samostatne)

STANDARD FEATURES

STANDARDNÁ VÝBAVA

- **High efficient (170lm/W, 5000K) LONGLIFE LEDs (>100.000h)**
- **High-Power Bottom LED 170lm/W** for floor either **ESCAPE ROOT** illumination (valid only for all "-A+1xLED" versions) or **SPOT BEAMER** for fire fighting equipment illumination 5lx level (valid only for all "-B+1xLED" versions)
- **NEW Advanced Electronics**
- **LONGLIFE NiMH battery**
- **Installation Mode** (battery protection, for more details look up page No.28)
- **Intelligent battery charging**
- **DIP Switch** allowing to preset following functions:
 - **ECO Mode** (dimming 10%-100%, for more details look up page No.28)
 - **ENERGY Saving Mode** (picto illumination 2cd/m² or 200cd/m², look up page 28)
- LEDs indicating presence of power supply and signaling failures & TEST button
- **vysoko účinné LED (170lm/W, 5000K) so životnosťou min.100000h**
- **Výkonné LED 170lm/W pre osvetlenie únikovej cesty na podlahe** (len pri všetkých "-A+1xLED" verziách) alebo pre **SPOT osvetlenie** hasiaceho prístroja/hydrantu >5lx (len pri všetkých "-B+1xLED" verziách)
- **progressívna elektronická jednotka**
- **LONGLIFE NiMH batéria**
- **Inštaláčny mód** (ochrana batérie, pozri aj str.28)
- **Inteligentné nabíjanie batérie**
- **DIP prepínač** umožňujúci prednastavenie funkcií:
 - **ECO Mód** (stmievanie 10%-100%, pozri aj str.28)
 - **ENERGY Saving Mód** (osvetlenie pikto na 2cd/m² alebo 200cd/m², pozri aj str.28)
- signalizácia LED a TEST tlačítko

Valid for all **+1xLED-A versions** / wall mounting
Pre všetky verzie **+1xLED-A** / montáž na stenu



For corridor areas up to 2m in width the escape route should be 1m wide. In the central line min 1lux and in the whole escape route area min 0,5lux levels are required (EN1838).

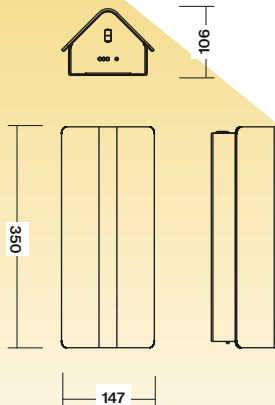


Input Power:

- 6,1W/ 6,4VA (maintained M/1h)
- 2,6W/ 4,5VA (non-maintained NM/1h)
- 4,8W/ 5,2VA (CBS)

Input Power for version +2xLED:

- 7,3W/ 7,5VA (maintained M/1h)
- 2,6W/ 4,5VA (non-maintained NM/1h)
- 5,5W/ 6,0VA (CBS)



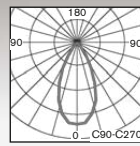
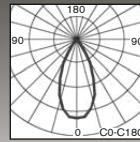
1LX SPACING TABLE / ROZMIESTNENIE PRE 1LX		
H (m)	Z1 (m)	Z2 (m)
2,00	5,3	12,5
2,50	5,5	14,0
2,75	5,2	14,5

ESCAPE ROUTE SIGN & ESCAPE ROUTE ILLUMINATION ARRISLUX



C.ARRISLUX2-B+1xLED / MULTIARRIS2-AT-B+1xLED

2-in-1 Design




• **Self-adhesive LEGENDS are not included in standard package. MUST BE ORDERED AS SEPARATE ITEM !**

- Viewing Distance: 22m
- Complying ISO7010
- Legend luminance >500cd/m² (white)

• **Samolepiace piktogramy nie sú súčasťou štandardného balenia svetidla. MUSIA BYŤ OBJEDNANÉ AKO SAMOSTATNÁ POLOŽKA !**

- rozoznatelnosť piktogramu: 22m
- v súlade s ISO7010
- jas piktogramu >500cd/m² (biela)



Legends / Piktogramy

Optional Item / Príplatok	Order Code / Objednávaci kód
Picto H/J Horizontal Mounting / horizontálne	324-B-000-01-00-00
Picto I/I Horizontal Mounting / horizontálne	324-B-000-02-00-00
Picto O/O Horizontal Mounting / horizontálne	324-B-000-09-00-00
Picto H/J Vertical Mounting / vertikálne	324-B-000-03-00-00
Picto J/H Vertical Mounting / vertikálne	324-B-000-04-00-00
Picto I/I Vertical Mounting / vertikálne	324-B-000-05-00-00
Picto Z1/Z1 Vertical Mounting / vertikálne	324-B-000-06-00-00
Picto Z2/Z2 Vertical Mounting / vertikálne	324-B-000-07-00-00
Picto Z1/Z2 Vertical Mounting / vertikálne	324-B-000-08-00-00



Page No.18

AUTOTEST -AT NM/M

Type	Light Source	Light Flux / Emergency mode	Battery	Order Code	Weight
MULTIARRIS-AT.1h	MidPower LEDs	NA	LiFePo4 6,4V/1,0Ah	324-B-001-04-00-00	1,4 kg
MULTIARRIS-AT.3h	MidPower LEDs	NA	LiFePo4 6,4V/2,0Ah	324-B-002-04-00-00	1,5 kg
MULTIARRIS-AT-A+1xLED.1h	MidPower LEDs+1xHighPower	90 lm / 90 lm	LiFePo4 6,4V/1,0Ah	324-B-003-04-00-00	1,5 kg
MULTIARRIS-AT-B+1xLED.1h	MidPower LEDs+1xHighPower	90 lm / 90 lm	LiFePo4 6,4V/1,0Ah	324-B-004-04-00-00	1,5 kg

CENTRAL BATTERY (CBS)

Type	Version	Light Source	Light Flux	Order Code	Weight
C.ARRISLUX 230V AC/DC	CBS NON-ADDRESSABLE	MidPower LEDs	NA	324-B-005-00-00-00	1,2 kg
C.ARRISLUX-A+1xLED 230V AC/DC	CBS NON-ADDRESSABLE	MidPower LEDs+1xHighPower	90 lm	324-B-006-00-00-00	1,3 kg
C.ARRISLUX-B+1xLED 230V AC/DC	CBS NON-ADDRESSABLE	MidPower LEDs+1xHighPower	90 lm	324-B-007-00-00-00	1,3 kg

Look up pages No. 190-197 for 1lx Spacing tables
Pozri str.190-197 pre rozmiestnenie svetidiel na dosiahnutie 1lx

All LED parameters are describing the light source lm output. For the lighting calculation please use LDT file available on www.sec.sk
LED parametre sú platné pre LED svetelné zdroje samotné. Pre svetelno-technický výpočet použite LDT súbor na www.sec.sk