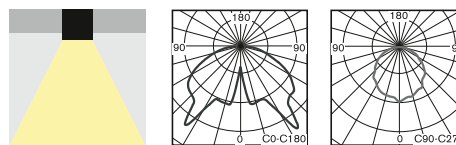
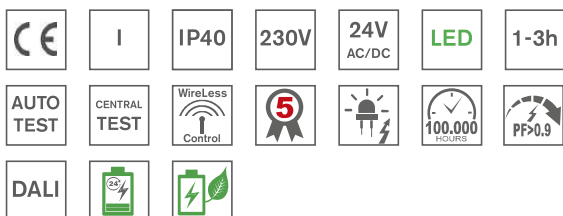


# RECESSED MOUNTING ANIPANIC ILLUMINATION EVOLUX3-B-V



- Equisite design recessed mounting powerful LED fixture with perfect light distribution for either escape route illumination or anti-panic lighting
- Designed for non-maintained/maintained (NM/M) or centralised (C) emergency lighting available in all following versions:
  - **AUTOTEST** (-AT)
  - **DALI**
  - **CENTRALTEST** (-ATXL) for ELMAX-Look Mini system (look up page No.22)
  - **Wireless CENTRALTEST** (-ATRF) for ELMAX-ATRF system (page No.24)
  - **CENTRAL BATTERY** (C.EVOLUX3) for **non-addressable CBS**
- Conforming to the requirement of EN60598-2-22, EN1838, EN62034
- Design:
  - Recessed mounting body made of metal sheet painted in RAL9003 white
  - PC impact resistant diffuser

- Elegantné výkonné LED núdzové svietidlo určené pre zabudovanie do stropu, s perfektnou distribúciou svetla, pre osvetlenie únikovej cesty alebo anti-panic osvetlenie
- Dostupné vo verziách pre trvalé/netrvalé (NM/M) alebo (C) centrálné napájané núdzové osvetlenie dostupné vo verziách pre:
  - **AUTOTEST** (-AT)
  - **DALI**
  - **CENTRALTEST** (-ATXL) pre systém ELMAX-LOOK Mini (pozri str.22)
  - **bezdrôtový CENTRALTEST** (-ATRF) pre ELMAX-ATRF systém (str.24)
  - **CENTRAL BATTERY** (C.EVOLUX3) pre **neadresovateľné CBS**
- spĺňa požiadavky európskej normy EN 60598-2-22, EN1838, EN62034
- konštrukcia:
  - základňa z oceleového plechu lakovaného bielou RAL9003 farbou
  - svetelno-činný kryt z nerozbitného PC

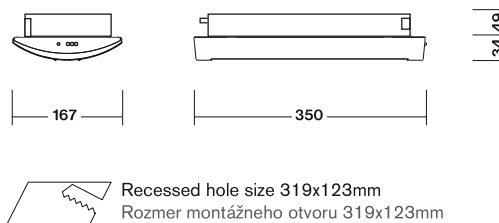
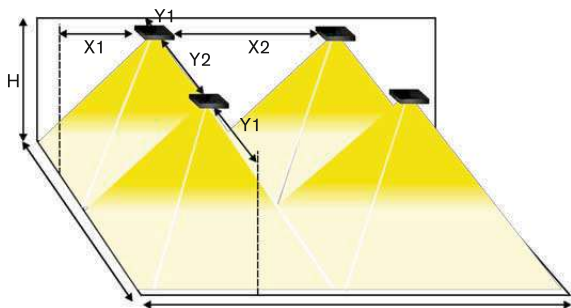


- Input Power:**
- 4,6W/ 5,4VA (maintained M/1h)
  - 2,2W/ 4,3VA (non-maintained NM/1h)
  - 2,7W/ 4,6VA (CBS)

## STANDARD FEATURES | STANDARDNÁ VÝBAVA

- **High efficient (170lm/W) LONGLIFE LEDs 5000K (>100.000h)**
- **NEW Advanced Electronics**
- **LONGLIFE NiMh or LiFePo4 battery**
- **Installation Mode** (battery protection, for more details look up page No.28)
- **Intelligent battery charging**
- **Special LED linear lens**
- Addressable CENTRALTEST communication module (for ATXL and ATRF versions only)
- LEDs indicating both presence of power supply and signaling failures
- TEST button
- **vysoko účinné LED 5000K (170lm/W) so životnosťou min.100000h**
- **progresívna elektronická jednotka**
- **LONGLIFE NiMh alebo LiFePo4 batéria**
- **Inštaláčny mód** (ochrana batérie, pozri aj str.28)
- **Inteligentné nabíjanie batérie**
- špeciálna lineárna LED optika
- adresovateľný CENTRALTEST komunikačný modul (len pre ATXL a ATRF verzie)
- signalizácia LED a TEST tlačítko

1LX SPACING TABLE / ROZMIESTNENIE PRE 1LX				
H (m)	X1 (m)	X2 (m)	Y1 (m)	Y2 (m)
2,75	4,5	10,5	3,4	7,8
3,00	4,6	11,3	3,9	8,0
3,50	4,8	12,0	4,1	8,2
4,00	4,9	12,5	3,6	8,5
4,50	5,0	12,9	3,7	8,7





Page No.18

### AUTOTEST -AT NM/M

Type	Version	Duration	Light Source	Light Flux / Emergency mode	Battery	Order Code	Weight
EVOLUX3-B-V-AT.1h	NM/M	1h	LED	300 lm / 300 lm	LiFePo4 6,4V/1,0Ah	342-B-401-04-00-00	1,5 kg
EVOLUX3-B-V-AT.3h	NM/M	3h	LED	300 lm / 300 lm	LiFePo4 6,4V/2,0Ah	342-B-402-04-00-00	1,6 kg

### DALI Self-Contained

Type	Version	Duration	Light Source	Light Flux / Emergency mode	Battery	Order Code	Weight
EVOLUX3-V-DALI.1h	NM/M	1h	LED	300 lm / 300 lm	LiFePo4 6,4V/1,0Ah	342-B-404-04-00-00	1,6 kg
EVOLUX3-V-DALI.3h	NM/M	3h	LED	300 lm / 300 lm	LiFePo4 6,4V/2,0Ah	342-B-405-04-00-00	1,5 kg

Page No.22

### CENTRALTEST -ATXL ELMAX-LOOK

Type	Version	Duration	Light Source	Light Flux / Emergency mode	Battery	Order Code	Weight
EVOLUX3-B-V-ATXL.1h	NM/M	1h	LED	300 lm / 300 lm	LiFePo4 6,4V/1,0Ah	342-B-406-04-00-00	1,6 kg
EVOLUX3-B-V-ATXL.3h	NM/M	3h	LED	300 lm / 300 lm	LiFePo4 6,4V/2,0Ah	342-B-407-04-00-00	1,7 kg

Page No.24

### CENTRALTEST -ATRF ELMAX-WIRELESS

Type	Version	Duration	Light Source	Light Flux / Emergency mode	Battery	Order Code	Weight
EVOLUX3-B-V-ATRF.1h	NM/M	1h	LED	300 lm / 300 lm	LiFePo4 6,4V/1,0Ah	342-B-408-04-00-00	1,6 kg
EVOLUX3-B-V-ATRF.3h	NM/M	3h	LED	300 lm / 300 lm	LiFePo4 6,4V/2,0Ah	342-B-409-04-00-00	1,7 kg

### DALI CENTRAL BATTERY (CBS)

Type	Version	Light Source	Light Flux	Order Code	Weight
C.EVOLUX3-B-V DALI 230V AC	DALI CBS	LED	300 lm	342-B-410-00-00-00	1,2 kg

### CENTRAL BATTERY (CBS)

Type	Version	Light Source	Light Flux	Order Code	Weight
C.EVOLUX3-B-V 230V AC/DC	CBS NON-ADDRESSABLE	LED	300 lm	342-B-411-00-00-00	1,2 kg
C.EVOLUX3-B-V 24V AC/DC	CBS NON-ADDRESSABLE	LED	300 lm	342-B-412-00-00-00	1,2 kg

Look up pages No. 190-197 for 1x Spacing tables  
Pozri str.190-197 pre rozmiestnenie svietidiel na dosiahnutie 1x

All LED parameters are describing the light source lm output. For the lighting calculation please use LDT file available on [www.sec.sk](http://www.sec.sk)  
LED parametre sú platné pre LED svetelné zdroje samotné. Pre svetelno-technický výpočet použite LDT súbor na [www.sec.sk](http://www.sec.sk)