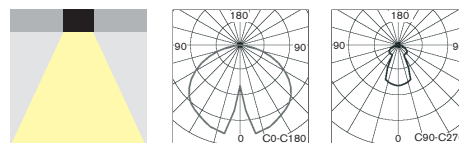


C.LEDLUX-FLAT / MULTILED-FLAT



- Powerful modern design **recessed LED** non-maintained (NM), maintained (M) or centralised (C) emergency lighting fixture with perfect light distribution for all areas such as **offices, shops, hotels, banks, entrance halls, schools, hospitals**, etc.

It is available in all following versions:

- **AUTOTEST** (-AT),
- **CENTRALTEST** (-ATXL) for **ELMAX LOOK** system (look up pages No.166)
- **CENTRAL BATTERY** (C.LEDLUX-FLAT) for **non-addressable CBS** (look up also page No.174)
- **CENTRAL BATTERY** (-ATXP) for system **ELMAX-PATROLUX & Addressable CBS** (look up also page No.170)
- Conforming to the requirement of EN60598-2-22, EN1838, EN62034
- Design:
 - metal sheet body with PE powder coat finish RAL9006 (grey) or RAL9003 (white)

- výkonné moderné stropné zapustené LED svetidlo pre **netrvalé (NM)**, **trvalé (M)** alebo **centrálne (C)** núdzové osvetlenie s perfektnou rovnomernosťou osvetlenia navrhnuté pre všeobecné použitie priestorov ako napr. kancelárie, obchody, školy, nemocnice, vstupné haly, banky a pod., všade tam, kde sa kladie dôraz na nenápadnosť núdzového svetidla v interieri

Dostupné s funkciami:

- **AUTOTEST** (-AT),
- **CENTRALTEST** (-ATXL) pre systém ELMAX LOOK (pozri str.166)
- **CENTRAL BATTERY** (C.LEDLUX-FLAT) pre **neadresovateľné CBS** (pozri str.174)
- **CENTRAL BATTERY** (-ATXP) pre systém **ELMAX-PATROLUX s adresovateľnou CBS** (pozri str. 170)
- spĺňa požiadavky európskej normy EN 60598-2-22, EN1838, EN62034
- konštrukcia:
 - teleso z ocelového plechu vo farbe RAL9006 (šedá) alebo RAL9003 (biela)

STANDARD FEATURES


ŠTANDARDNÁ VÝBAVA

- **HighPower LEDs 120lm/W (5000K) with the lifetime > 100.000h**
- Special prismatic diffuser for perfect light distribution
- LEDs indicating both presence of power supply and signaling failures
- TEST button
- Addressable CENTRALTEST communication module (for ATXL and ATXP versions only)
- **výkonné LED 120lm/W (5000K) so životnosťou min 100000hod**
- špeciálny prizmatický difúzor pre perfektnú distribúciu svetla do priestoru
- signalizácia LED a TEST tlačítko
- adresovateľný CENTRALTEST komunikačný modul (len pre ATXL, ATXP verzie)

OPTIONS

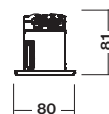
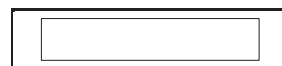
PRÍPLATKY

- Alternative colour surface treatment in RAL (min order quantity 100pcs)
- povrchová úprava vo farbe podľa špecifikácie odberateľa (min 100ks)



Input Power:


- 3,2W / 5,7VA (maintained M)
- 1,8W / 3,8VA (non-maintained NM)
- 1,3W / 4,0VA (CBS)



Recessed mounting hole size: 336 x 57 mm
Rozmer montážneho otvoru: 336 x 57 mm

C.LEDLUX-FLAT / MULTILED-FLAT

Office building emergency lighting application



Page No.162

AUTOTEST -AT NM/M

Type	Version	Colour	Light Source	Duration	Battery	Order Code	Weight
MULTILED-FLAT-AT 3xLED.1h	NM/M	Grey / šedá	3x HighPower LED	1h	NiMh 4,8V/2,1Ah	283-B-00-01	0,8 kg
MULTILED-FLAT-AT 3xLED.1h	NM/M	White / biela	3x HighPower LED	1h	NiMh 4,8V/2,1Ah	283-B-01-01	0,8 kg

Page No.166

CENTRALTEST -ATXL ELMAX-LOOK

Type	Version	Colour	Light Source	Duration	Battery	Order Code	Weight
MULTILED-FLAT-ATXL 3xLED.1h	NM/M	Grey / šedá	3x HighPower LED	1h	NiMh 4,8V/2,1Ah	283-B-02-01	0,9 kg
MULTILED-FLAT-ATXL 3xLED.1h	NM/M	White / biela	3x HighPower LED	1h	NiMh 4,8V/2,1Ah	283-B-03-01	0,9 kg

Page No.174

CENTRAL BATTERY (CBS)

Type	Colour	CBS Version for	Light Source	Order Code	Weight
C.LEDLUX-FLAT 230V AC/DC	Grey / šedá	CBS NON-ADDRESSABLE	3x HighPower LED	283-B-04-01	0,7 kg
C.LEDLUX-FLAT 230V AC/DC	White / biela	CBS NON-ADDRESSABLE	3x HighPower LED	283-B-05-01	0,7 kg
C.LEDLUX-FLAT 24V AC/DC	Grey / šedá	CBS NON-ADDRESSABLE	3x HighPower LED	283-B-06-01	0,7 kg
C.LEDLUX-FLAT 24V AC/DC	White / biela	CBS NON-ADDRESSABLE	3x HighPower LED	283-B-07-01	0,7 kg

Look up pages No. 328-335 for 1x Spacing tables
Pozri str. 328-335 pre rozmiestnenie svetidiel na dosiahnutie 1x